



NOMBRE: \_\_\_\_\_


GUÍA Nº10 DE EDUCACIÓN MATEMÁTICA

Números hasta 90

























1.- Cuenta del 1 al 90 de forma ascendente y descendente.

1	2	3	4	5	6	7	8	9	10
11	12	13	14	15	16	17	18	19	20
21	22	23	24	25	26	27	28	29	30
31	32	33	34	35	36	37	38	39	40
41	42	43	44	45	46	47	48	49	50
51	52	53	54	55	56	57	58	59	60
61	62	63	64	65	66	67	68	69	70
71	72	73	74	75	76	77	78	79	80
81	82	83	84	85	86	87	88	89	90


2.- Completa las secuencias. Puedes utilizar la tabla anterior.




3.- Escribe el antecesor y sucesor de cada número.


					
					
					
					

4.- Compara los números usando >, < o =.





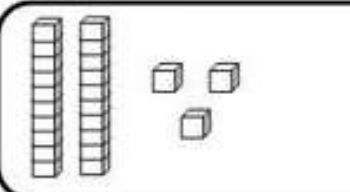
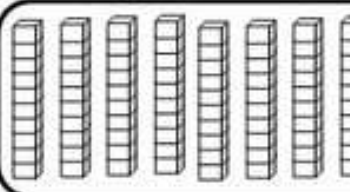
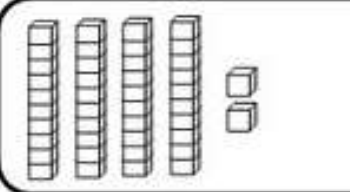
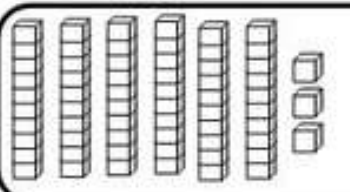
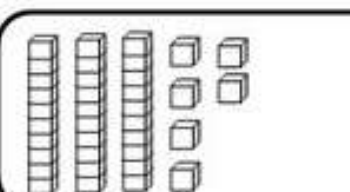
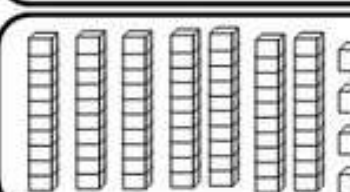
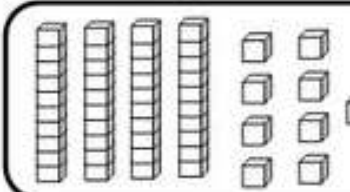
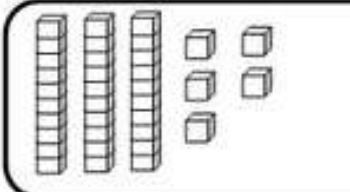
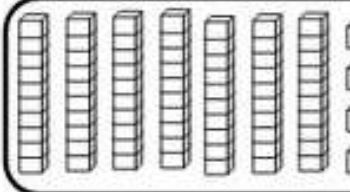
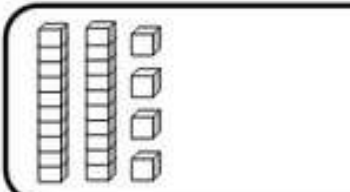
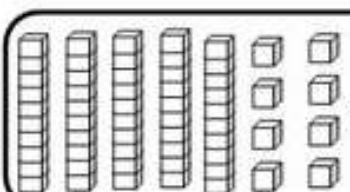
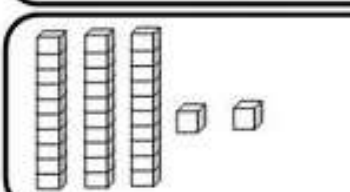
24 es menor que 35




68 es mayor que 31

54 <input type="text"/> 90	25 <input type="text"/> 20	90 <input type="text"/> 45
17 <input type="text"/> 80	65 <input type="text"/> 70	86 <input type="text"/> 69
43 <input type="text"/> 41	93 <input type="text"/> 80	37 <input type="text"/> 39

5.- Escribe el número que representan las barras y los cubos. Sigue el ejemplo.

	13
	
	
	
	
	
	
	
	
	
	
	

6.- Une los puntos hasta el 90 y luego colorea la imagen.



The dot-marker activity consists of 90 numbered dots arranged to form a scene. The scene includes a boy on the left wearing a hat and holding a sword, and a horse on the right. The dots are numbered from 1 to 90, with some numbers missing (e.g., 10, 11, 12, 13, 14, 28, 29, 32, 33, 34, 35, 36, 37, 40, 41, 44, 45, 46, 47, 48, 49, 50, 51, 52, 53, 54, 55, 56, 57, 58, 59, 60, 61, 62, 63, 64, 65, 66, 69, 70, 71, 72, 73, 74, 75, 76, 77, 78, 79, 80, 81, 82, 83, 84, 85, 86, 87, 88, 89). The drawing is a simple line drawing of a boy and a horse, intended to be colored after the dot-marker is completed.