



NOMBRE: _____

GUÍA N°8 DE TRABAJO LENGUAJE Y COMUNICACIÓN

"REFUERZO DE LAS LETRAS"

1.- Repasa y escribe.

Handwriting practice lines for the letter 't'. The first row shows three dotted 't's on a four-line grid. The second row shows one dotted 't' followed by blank space. The third row shows three dotted 't's. The fourth row shows one dotted 't' followed by blank space. The remaining rows are blank for independent practice.

2.- Escribe las sílabas.


A large dotted letter 't' inside a rounded square box. Five arrows point from the right side of the box to five sets of horizontal lines, each with a vowel letter above it: 'a', 'e', 'i', 'o', and 'u'. This is intended for writing syllables starting with 't'.

3.- Escribe la sílaba inicial de cada dibujo.


A grid of six drawings, each with an empty rectangular box to its right for writing the initial syllable:

- Top-left: A lid with a knob.
- Top-right: A pair of scissors.
- Middle-left: A tomato.
- Middle-right: A kettle.
- Bottom-left: A television set.
- Bottom-right: A toucan bird.

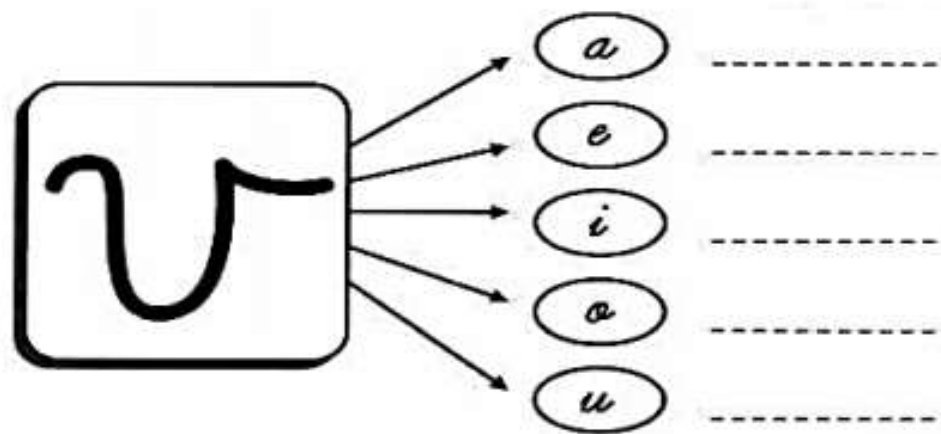
4.- Escribe el nombre de los dibujos.



5.- Repasa y escribe.



6.- Escribe las sílabas.



7.- Repasa y escribe.

va ve vi vo vu

va ve vi vo vu

va ve vi vo vu

.

.

.

8.- Escribe el nombre de los dibujos. Recuerda usar letra manuscrita.

